







## Eleven Plus Verbal Reasoning Worksheet - USING GRIDS TO FIND INFORMATION

|   |   |
|---|---|
| <u>QUESTION</u>   |   |
|    | A supermarket carried out a cake tasting survey. Shoppers were asked to vote for their favourite cake. Cake A had less votes than cake B. Cake D had more votes than cakes C and E but less than cake A. Which cake was the most popular?   |
| <u>HOW TO DO IT</u>   |   |
|    | Answer the question using the given information.  |
| <u>HINT</u>   |   |
|   | <p>Read the question carefully and gradually eliminate possibilities. Sometimes it may be useful to think of it as an equation or to draw a little diagram.</p> <p>e.g. Ben has 6 sweets. If Bill gives Ben 2 sweets, Ben will have half as many as Bill started off with. How many sweets did Bill start off with?</p> <p>Answer: <math>(6+2) \times 2 = 16</math></p> |
| <u>ANSWER</u>   |   |
|  | B   |